




THE CANADIAN TUBE FLY COMPANY

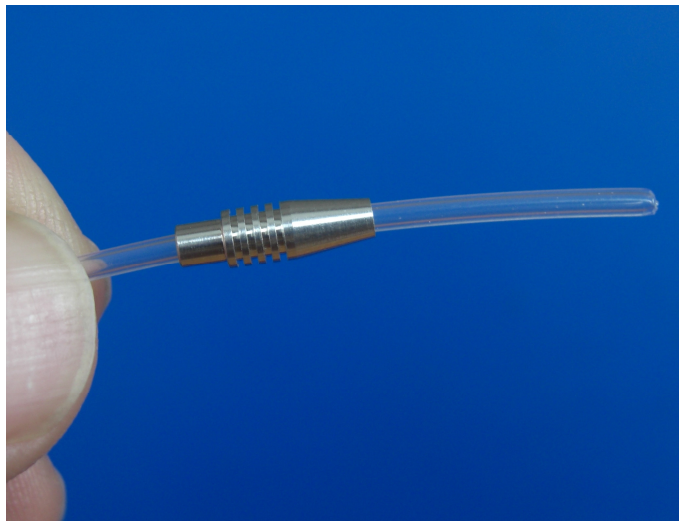
www.canadiantubeflies.com

The Halebop

by Stuart Anderson



Insert a [Juri Shumakov Long Range Tube](#) (either brass or aluminum) into a section of [tube liner](#).







Pinch the tube and tube liner between your thumb and index finger and slowly twist it next to (not directly in) an open flame.



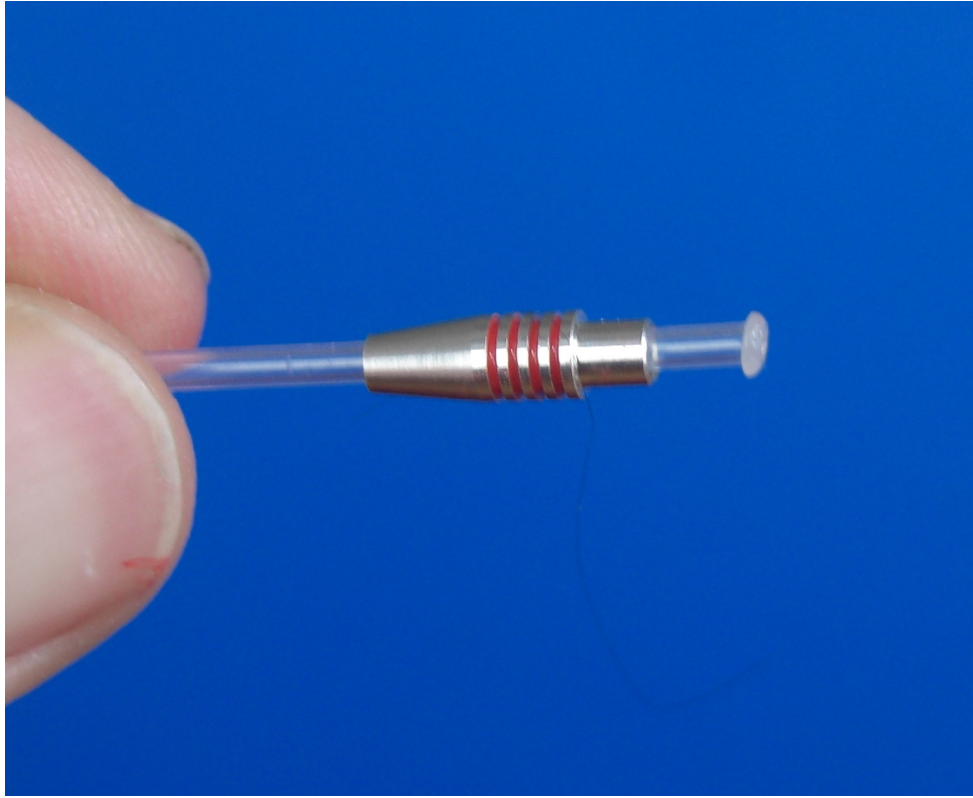
A nice lip will be the result on the back end. Be sure not to melt too much or the tube will close over.




Paint the slots with any orange enamel paint. Be liberal with the application and make sure it gets well into all four slots.




Wipe off the excess paint with a paper towel.




Cut the other end of the liner tube. You need about 1 inch of liner extending past the front of the Shumakov tube. Insert the tube onto your mandrel.




Put mandrel into your vise adapter and tighten.




Tie on your 6/0 orange thread. Make a nice “hump” of thread in front of the Shumakov tube. Be sure to use many wraps to wedge the Shumakov tube into the back lip of the liner tube.



Tie in an orange cock feather. Schlappen can be used too for a more “webby” look




Spin the feather round the liner tube.




Tie back the orange feather fibers.




Tie in a bright pink cock feather. Again, schlappen can also be used.




Spin the bright pink feather around the tube.



Tie back the pink feather fibers.




Tie in a purple cock feather. Again, schlappen could also be used.



Spin the purple feather and tie back the fibers.



Tie in a long, well marked, silver doctor blue, teal feather. Be sure to strip away all “down” fibers from the bottom and tie it in tip first.



Spin the teal feather and tie back the fibers.



Add an under-wing of purple calf tail or bucktail. We sometimes use polar bear too for Canadian waters.



Tie in a few strands of purple flashabou.



Tie in four purple hackle tips. Lay them flat over the bucktail and flashabou.



Take the tube off of the mandrel and trim the liner tube within 1/16" from the head.



Using the same technique as at the back of the tube, burn a “lip” at the head.



Make sure that you did not burn the front of the tube closed.



Now you just need to tie enough for the season!